

What's My Role in Cubbies?

What Is Awana?

Awana is a global, non-profit ministry committed to the belief that the greatest impact for Christ starts with kids who know, love, and serve Him. Reaching over 2.8 million kids and youth each week with the gospel, Awana equips parents, volunteers, and church leaders with proven integrated programs, tools, and training in evangelism and biblical discipleship. Evidenced by stories of life, family, and community transformation, God is changing the world through the ministry of Awana. Today Awana ministry takes place in more than 30,000 churches and 100 countries worldwide with more than 400,000 volunteer leaders. We are so pleased that you are joining us on this journey!

The name Awana comes from the first letters of the phrase “approved workmen are not ashamed.” Look up 2 Timothy 2:15 in the King James Version to see why it is our key verse.

Awana began in the 1950s as a boys' club in a non-denominational church in Chicago. As pastors, Lance Latham and Art Rorheim, saw the neighborhood children line up outside the local movie theatre, they asked “How can we get those kids as excited about learning God's Word as they are about the movies?” Using a combination of energetic games, Bible-based teaching, and small groups led by loving, well-equipped leaders, the church was soon bursting at the seams with children! Word quickly spread to surrounding churches. God has been blessing and expanding the ministry ever since.

Awana Mission

The Awana mission is to reach children everywhere with the gospel of Jesus Christ and engage them in lifelong discipleship. Our prayer is that all children and youth throughout the world will come to know, love, and serve Him. This starts with equipping leaders. That's you. That's now. Congratulations on taking the first step toward becoming the leader God meant for you to be.

Let's look closer at what it means to lead a child to know, love, and serve the Lord Jesus Christ.

Know — Our desire is that each child will know who God is and know that they can have eternal life when they put their trust in the fact that Jesus died for their sins and rose again. See Philippians 3:10, John 17:3, 1 Corinthians 15:3-4, Colossians 1:9-10.

Love — The Lord desires intimacy with us. Our desire is to disciple kids and students to grow in their love towards God and others. See Ephesians 3:19, 1 John 4:7-12.

Serve — Serving Christ is a supernatural by-product of loving Him. Our desire is that all believers will experience the joy of serving God and others. See Mark 10:45, 2 Timothy 3:16-17, Ephesians 2:10.

Ultimately, children and youth will come to know, love, and serve the Lord Jesus Christ as the Holy Spirit works in their hearts. But God has invited us to play a role in sharing the good news of Christ with others. The Awana ministry is a tool that can help us to do just that.

What's My Role in Cubbies?

Instilling a missional heart in kids is an essential part of creating lifelong disciples. Awana encourages kids in this spiritual journey in a couple of ways. First, the handbook curriculum lays a strong foundation of biblical truths and introduces kids to missions. Next, Awana GO™ (Global Outreach) connects kids here with kids around the world through creative lessons and various activities that can make a huge impact for the kingdom. Children are both inspired and challenged to help reach more kids with the gospel of Christ and at the same time deepen their relationship with God.

The Principles of Awana

The Awana ministry can be adapted to fit the unique culture and needs of each church and community. While it may look different from church to church, it's proven to effectively reach kids for Christ when the following six principles are in place.

1. An Awana ministry is centered on the gospel.
2. It has high scriptural content.
3. It is fun and exciting for young people.
4. It is built on strong leadership.
5. It trains children and youth to serve.
6. It strengthens the church/parent partnership.

Read Deuteronomy 32:46. This passage contains Moses' final directions to the children of Israel: *And he said unto them, "Set your hearts unto all the words which I testify among you this day, which ye shall command your children to observe to do, all the words of this law"* (KJV).

Moses wanted the Israelites to remember their responsibility to obey God's Word and teach future generations to do the same. The programs in Awana seek to follow this pattern in God's Word. We seek to know God's Word and understand it, in order to change how we live. So each week children spend time memorizing the Scriptures and learning how to apply them in their lives.

The principles of Awana clubs are rooted in the idea that children can have fun while learning God's Word — that capturing a child's sense of fun enhances his learning. This is why we use games to attract children. Bible teaching and small-group interactions can be exciting and attractive to kids too, by incorporating high-energy songs, creative drama, object lessons, and by having engaged, equipped leaders who love the children. Awana is committed to providing you with a variety of learning opportunities to help you grow in your relationship with Christ and develop your ministry skills. These range from online training to books, conferences, and events.

In Awana, children of all ages learn about serving God. Our materials teach about missions and serving others. And your Awana ministry is a great place for kids to begin serving in the church.

As important as children's and youth workers are, parents have the greatest opportunity to influence the spiritual development of children. The Awana curriculum encourages parental involvement. Awana

What's My Role in Cubbies?

also offers biblical training resources so your church can come alongside parents and partner with them in this critical responsibility.

What's My Role in Cubbies?

Awana Clubs Structure

Awana offers several ministry options to meet the needs of different churches and cultures around the world. At the core of Awana is Awana Clubs. From ages 2-18, children and youth have fun playing age-appropriate games, learning God's Word through large-group Bible teaching, and memorizing Bible verses in a small-group setting.

While it varies from church to church, Awana club meetings typically run 90 minutes to two hours and feature three main segments:





Game/Interaction/Play Time — Fun, energetic time that engages children and youth right from the start. Typically consists of games (on or off the Awana® Game Square), art/drama, team building activities, worship, crafts for younger kids, or service projects for older students.

Large Group Time — Typically includes Bible teaching and announcements with options such as worship or testimonies.



Small Group Time — Leader disciples a small group of students by building relationships, discussing the Bible lesson, answering questions, praying for one another, helping students understand, and complete handbook requirements.

The leadership structure typically consists of a pastor who oversees the children's ministry, including Awana. An Awana ministry director, sometimes referred to as an Awana commander, is responsible for the Awana Clubs ministry. Each club has a club director, such as a T&T™ director who oversees a team of club leaders who serve a small group of children. There is also a game director, large group teacher, and secretary.

Awana Clubs

Two-three year olds	
Preschoolers	
Kindergarten through second grade	
Third through sixth grade	

AwanaYM®

Middle school (two- or three-year option)	
High school	

What's My Role in Cubbies?

How to Share the Gospel

What is the gospel? What do we mean when we say that Awana is centered on the gospel? It means that we believe there is nothing more important than inviting children and youth into a personal, saving relationship with God. Specifically, we are referring to the good news that Jesus died on the cross for our sins, was buried, and rose again on the third day according to the Scriptures. First Corinthians 15:3-4 is the heart of the gospel. This is the message at the core of our Christian belief. When a child puts their trust in Jesus, they become a child of God and begin a lifelong adventure as a disciple of Jesus.

For I am not ashamed of the gospel of Christ, for it is the power of God to salvation for everyone who believes. (Romans 1:16a, NKJV)

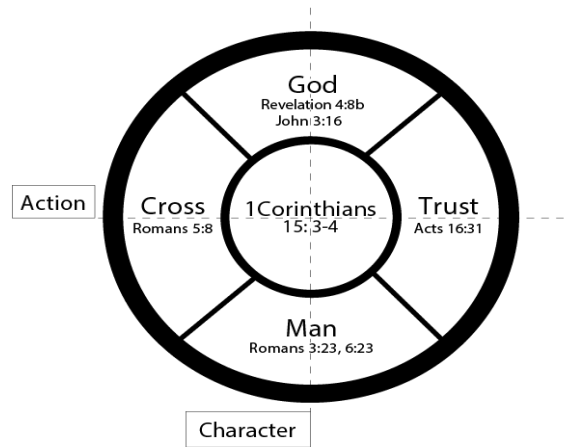
From a very early age people can understand the gospel message and place their trust in what Jesus did on the cross for them. As an Awana leader, you have the privilege of presenting this truth to the children in your care. It may take several times of hearing the gospel message before a child's heart is prepared to respond to it in faith. People learn through repetition. That's why we present the gospel regularly and in all segments of Awana clubs, with clarity and urgency. Over the past 60 years, hundreds of thousands of Awana leaders have been used by God to bring this life-transforming message to children across our globe. As a result, lives, families, and communities have been eternally changed. We're so glad you are joining us on this mission of reaching kids for Christ!

Children are at all different stages in their understanding of spiritual concepts. Some have already trusted Christ as their Savior. Still others may have never heard the plan of salvation. Still others have heard it but haven't yet made a faith decision. Listen closely to each child to gain clues about where he is in this faith journey. This will allow you to respond in a way that meets that child's needs.

The Gospel Wheel

The gospel is truly good news, yet still it's common to feel anxious or nervous or downright scared when it comes to sharing it with others. Prayer and preparation can overcome this fear. Awana created the Gospel Wheel as a simple tool to help you remember the basic truths of the gospel. There is an outline within the model but the real value is to prompt you to share the gospel using Scripture. In conversation, you can discern what segment of the wheel to start with based on the person's question. If you commit to memorizing the eight verses on the Gospel Wheel, you will be prepared to present the gospel to anyone, anytime, anywhere.

What's My Role in Cubbies?



At the center is 1 Corinthians 15:3-4 which is a summary of the gospel. Christ died for our sins, was buried, and rose again.

The segments align themselves along two dimensions. The vertical axis could begin with a discussion of God's character. Understanding attributes of God is critical to accepting His free gift of salvation. The verses, Revelation 4:8b and John 3:16, describe a God that is holy and loving. On the opposite side of that axis is man's character. Romans 3:23 and 6:23 describe man as sinful and the cost of that sin is death. But there is hope! The horizontal axis describes the action of Christ. Romans 5:8 explains that Jesus' death on the cross provided for our salvation. The corresponding action of a person is to trust or believe that Jesus paid the price for our sins (Acts 16:31). Start anywhere on the wheel but get to the gospel.

If you sense that a child is ready to accept God's free gift of salvation, you might ask "Do you believe that Jesus Christ died for your sins and rose from the dead, and therefore, will you put your trust in Him?" If yes, allow the child to pray in their own words to tell God they are trusting in Jesus to forgive their sins. Then celebrate! Be sure to tell their parents too.

Note: A common invitation in children's ministry is "Do you want to ask Jesus into your heart?" Because children are literal thinkers, this invitation can be very confusing and should be avoided.

Take a few minutes to pray for opportunities to share the good news with the children you serve and for the courage to follow God's leading as opportunities arise.

For more on sharing the gospel, there are online training modules at awana.org/leaders. Also download the Gospel Message app at awana.org/apps.

What's My Role in Cubbies?

Understanding 3- to 4-Year-Olds

So you're working with preschoolers! Whether you're a parent of a 3- to 4-year-old or haven't interacted with one in years, understanding their general developmental characteristics will help you to best serve them.

Intellectually

- Talks so that their speech is mostly understandable.
- Enjoys repeating words and sounds.
- Listens attentively to short stories and books.
- Asks a lot of questions.
- Enjoys singing and can carry a simple tune.
- Understands and remembers own accomplishments.

Emotionally

- Enjoys hearing stories about self.
- Enjoys playing alone, but near other children.
- Accepts suggestions and follows simple directions.
- Seeks attention and approval from adults.
- Persistently asks why.
- Has difficulty separating make-believe from reality.

Socially

- Enjoys playing house and imitating other children and adults.
- Likes helping.
- Loves making others laugh and being silly.
- Enjoys pretending.
- Likes to talk.

Physically

- Can walk in a line.
- Can hop on one foot.
- Dresses self with some help.
- Uses toilet independently.
- Catches, bounces, and throws a ball easily.

Here are some ideas on how to apply these characteristics to the spiritual development of Cubbies.

- Talk about the awesomeness and authority of God.
- Involve God and Jesus as a natural part of conversation.
- Talk to the parents/caregivers often and let them know what their child is learning.

What's My Role in Cubbies?

- Explain that God is Creator.
- Teach the definition of sin.
- Teach children that God made not only the things we see, but the sounds we hear.
- Be consistent.
- Sing.
- Teach children to sit still.
- Pray in front of the children.
- Eliminate distractions during prayer.

Because Cubbies are just beginning to understand spiritual concepts, the primary evangelistic role of a Cubbies leader is to prepare children to understand God's truth, explain the gospel clearly and answer their questions. If a child expresses interest in making a personal decision for salvation, be sure to involve the child's parents in that conversation.

Think back to when you were between the ages of 3 and 4. What you were like? Do you remember what types of activities you enjoyed or were involved in? Who were the important people in your life?

What's My Role in Cubbies?

Cubbies Club Basics

Curriculum Overview

Awana Clubs Cubbies celebrates the spiritual potential of preschoolers (3- to 5-year olds) by helping them develop respect for God, His Son, and His Word.

Preschoolers can hardly wait for their next Cubbies club meeting. Whether it's the fun puppets, the exciting games or all their Cubbies friends, they simply love it. At Story Time each week, preschoolers learn about God — the greatness of His love and His Word — and about His Son, Jesus Christ, the promised Savior. Non-competitive games build excitement and reinforce Story Time lesson themes.

The Cubbies curriculum features two handbooks. Both are written in a fun, storybook style with read-aloud stories and lovable characters that appeal to preschoolers.

The *AppleSeed* and *HoneyComb* handbooks combine basic Scripture memory with parent-child activities to help Cubbies grasp simple biblical truths. Each Cubbies handbook contains a helpful review CD to use at home. One handbook is completed in a club year. Each handbook contains 26 sections, called Bear Hugs, along with four special-day sections.

Before working in the handbook each year, all Cubbies will complete an entrance booklet, *Apple Acres*, which teaches the Cubbies key verse and motto. This brochure introduces parents and children to the Cubbies ministry and the gospel message.

Before you begin serving in Cubbies, look through a Cubbies handbook to become familiar with how it's organized. This will ensure you're prepared to help the children and parents in your group navigate it.

Total Time Teaching

Total Time Teaching (TTT) is a positive, creative teaching approach that stimulates concrete learning in Cubbies. In order for TTT to work, all activities the kids do at home, to prepare for club, and during the club meeting are coordinated to reinforce the lesson theme.

Engaging with Scripture

A key feature of Cubbies, and all Awana ministries, is its rich Scripture content. Children learn about the Bible; how it's organized, books that make up the Bible, and why God's Word can be trusted. They hear stories of real people in the Bible. And they internalize God's Word by memorizing verses.

Children commit Scripture to memory so that it becomes a part of who they are. When a verse has been committed to memory, God can use it to minister to that child when he needs it, immediately or even years later. When it's memorized, the child can share a verse with others in their times of need. Based on Psalm 119:6-16 and your own experience, what reasons can you think of for memorizing Scripture?

Then I would not be put to shame when I consider all Your commands. I will praise You with an upright heart as I learn Your righteous laws. I will obey Your decrees; do not utterly forsake me. How can a young

What's My Role in Cubbies?

man keep his way pure? By living according to Your word. I seek You with all my heart; do not let me stray from Your commands. I have hidden Your word in my heart that I might not sin against You. Praise be to You, O LORD; teach me Your decrees. With my lips I recount all the laws that come from Your mouth. I rejoice in following Your statutes as one rejoices in great riches. I meditate on Your precepts and consider Your ways. I delight in Your decrees; I will not neglect Your word (Psalm 119:6-16 NIV).

As an Awana leader, you have an opportunity to engage children in the Scripture by asking them questions of understanding and how it might apply to their lives. Establishing a routine of asking kids questions about the Scriptures rather than simply signing off on the sections teaches them what it means to be a disciple of Christ, knowing and obeying God's Word. The handbooks contain definitions of words that are used in the verses to help you explain the verses. Also, show the children that you value God's Word by reciting verses that you've memorized. Children this age love the opportunity to "sign off" on an adult's Scripture memory work!

Motivation and Recognition

Throughout Scripture, awards are given in recognition of special achievement or obedience. Awards are biblical and motivating. That said, it's important to balance intrinsic and extrinsic awards carefully. Giving children awards offers them tangible encouragement, reminds parents of their child's progress, and provides a sense of belonging.

More Cubbies will complete handbooks when they are rewarded for doing so. The result is that children will learn more Bible truths. Awards should be meaningful or have a sense of value to the receiver. The achievement required to receive an award should be clearly communicated and awarded with consistency. Therefore, keep good records of what each child has accomplished. Celebrate achievements regularly and publicly.

Individual Awards

Throughout the year, children earn emblems and stickers to display on their uniforms and handbooks as they progress. The goal is to complete one handbook per year. The front of each handbook provides suggested placement of awards on the uniform.

At the end of the year, many churches host an awards ceremony where parents are invited to celebrate with their children as they receive their book award. A book award is given to each child who has completed a handbook.

If your church does not use the Awana uniform and awards, be sure to substitute them with some form of visible award system to motivate and recognize the children.

Uniforms

There are several benefits to having children wear the same apparel to club. Uniforms encourage an orderly and disciplined club environment. They provide a child with a sense of belonging and community. Uniforms also provide a place to display achievement awards. For leaders, a uniform

What's My Role in Cubbies?

identifies which adults are approved to be working with the children, which gives parents peace of mind. Leader lanyards can be used as nametags with picture identification and as a place to display leader awards.

Discipline

In our culture, the word *discipline* is often used negatively. Actually, *discipline* is meant to be a loving approach to teaching children appropriate behavior. It comes from the word *disciple* and literally means “to teach” or “to mold”. Children need discipline to become healthy, mature adults.

Read Hebrews 12:5-11 then write a one-sentence summary of this passage. *And have you forgotten the exhortation that addresses you as sons? “My son, do not regard lightly the discipline of the Lord, nor be weary when reproved by Him. For the Lord disciplines the one He loves, and chastises every son whom He receives.” It is for discipline that you have to endure. God is treating you as sons. For what son is there whom his father does not discipline? If you are left without discipline, in which all have participated, then you are illegitimate children and not sons. Besides this, we have had earthly fathers who disciplined us and we respected them. Shall we not much more be subject to the Father of spirits and live? For they disciplined us for a short time as it seemed best to them, but He disciplines us for our good, that we may share His holiness. For the moment all discipline seems painful rather than pleasant, but later it yields the peaceful fruit of righteousness to those who have been trained by it (ESV).*

Punishment	vs.	Discipline
Inflicts a penalty for an offense	PURPOSE	Training for correction and development
Payment for past offenses or misbehavior	FOCUS	Correct future behavior
Hostility, frustration, or anger	LEADER'S ATTITUDE	Love and concern for the child
Fearful, guilty, or shamed	HOW A CHILD FEELS	Secure and loved

The correct use of discipline includes expectations, rules, consequences and correction. When these are clearly communicated, understood, and enforced consistently, children and leaders will feel safe and secure in your club. Here are some practical ideas to instill discipline in your children's ministry.

- Set clear expectations using simple, specific, and realistic rules.

What's My Role in Cubbies?

- Teach discipline methods at the beginning of the year and reinforce them consistently throughout the year.
- Catch your children doing good things and applaud them for it.

There are three primary methods of discipline used in Cubbies. The five-count, Cubbie Bear Buddy Levels, and Cubbie Bear Buddy Rules.

The Five-count

The five-count is a proven, effective method for group discipline. The leader in charge claps his or her hands two times and says "Calling all Cubbie Bear Buddies!" Then the leader counts to five slowly and loudly, while holding one hand in the air and counting on his fingers. Leaders and children respond by being quiet and still by the count of five. Use this in any club segment when you need to get the group's attention.

For the benefit of new children, regularly review the five-count and expected behavior.

Cubbie Bear Buddy Levels

Cubbie Bear Buddy Levels are guidelines to help communicate behavior expectations during each club segment.

Cubbie Bear Buddy Rules

Cubbie Bear Buddy Rules are used during Lesson Time:

- Raise your hand.
- Listen.
- Place your hands in your lap.

Cubbie Bear Buddy **LEVEL ONE**

When to use it:
Starting Time
Lesson Time

Behavior:
Cubbies sit still and listen quietly unless the leader directs them otherwise.

Cubbie Bear Buddy **LEVEL TWO**

When to use it:
Coming In
Handbook Time
Going Home

Behavior:
Cubbies may talk quietly as they interact with leaders and other Cubbies.

Cubbie Bear Buddy **LEVEL THREE**

When to use it:
Play Time

Behavior:
Cubbies may cheer, jump, and play while following game rules.

What's My Role in Cubbies?

Use Your Sense of Humor

Remember, children will act like children. Cubbies are bundles of energy looking for a place to release. Look at the things they do and say. How can you not laugh with them? Enjoy them and look at them through the eyes of Jesus.

For example during a Bible lesson on the miracle of the fishes and loaves, some Cubbies were each given two bait fish to hold if they wanted. Just as the teaching leader got to the most important part of the lesson, a Cubbie yelled out, "My fish's eye just popped out — here it is!" You could try to hush the Cubbies or get mad ... or you could laugh!

Attention, even attention for misbehavior, is something some of your Cubbies may get only at Awana. Some of the homes the children come from are heartbreaking. For many parents, Awana is a babysitting service; but for the children, it is a place to be loved and hear about God's love.

Parent Partnership

As important as children's workers are, parents have the greatest opportunity to influence the spiritual development of their children. In Deuteronomy 6, God makes clear it is the parent's responsibility to pass their faith on to the next generation. Awana makes it easy for you, as an Awana leader, to help the parents of your Awana kids. The Awana curriculum is designed to encourage parents to work with their children in learning and memorizing God's Word. Challenge the parents to help their child complete handbook sections. Encourage parents to memorize along with their children. Host a parent night and invite parents to experience a club meeting. Get to know the parents when they drop off or pick up their children. Keep in communication throughout the year via email or phone to let them know how their child is doing. Together, in partnership, you can lead children to know, love, and serve Christ.

Child Protection

We live in a broken world. We know this yet still we're surprised that we need to protect the children in our church. We like to think churches are safe from sexual predators but they're not — there are churches of all sizes around the world that share in this heart-breaking reality. If your church doesn't have a child protection (CP) policy, or doesn't enforce the one it has, encourage your church leadership to create one or enforce it.

There are seven areas of child protection to address. Please understand that this is not legal advice. Awana is not able to give legal advice. Nothing can substitute for competent legal counsel from an attorney who knows your church.

1. Develop and follow policies and practices for child protection.
2. Screen workers.
3. Retain records.

What's My Role in Cubbies?

4. Train workers in your policy.
5. Supervise workers.
6. Seek legal counsel and professional advice.
7. Report abuse and suspected abuse.

Scripture provides insight into the importance Jesus placed on children coming to Him: ... *Let the little children come to Me and do not hinder them, for the kingdom of God belongs to such as these (Luke 18:16, NIV)*. It is imperative for your church to do everything it can to create a safe place for children to grow in the Lord.

What's My Role in Cubbies?

Cubbies Leader Role

Now that you understand the basic features of Cubbies, you may be wondering what you're supposed to do when all those energetic children arrive. This section will give you what you need to get off to a good start.

It is of utmost importance that the kids in your care know that they are loved. 1 John 4:7a says: *Dear friends, let us love one another, for love comes from God.* Children this age are watching the adults around them. They can tell if you want to be there or not. Kids are drawn to a leader who exhibits an attitude that communicates, "There is no other place I'd rather be than right here with you." A loving leader opens the pathway to a child's receptiveness to hearing the gospel and willingness to learn more about the loving God that we serve.

Commit to praying for the children in your ministry throughout the week. Posting their names or pictures in a place that you regularly see will help remind you to pray for them.

Arrive to church early so you are there to greet the kids in your group by name as they arrive. Smile and let them know you are happy to see them! Say hello to the parents who drop off their children and thank them for bringing their kids. Help with the check-in process as needed.

Some churches hold a Coming In time while kids are checking in. This is the warm-up to the actual start of the Cubbies meeting. Activities may include sensory activities that reinforce what kids learned at home and what they will learn in club. This is also a great opportunity to say hi to the parents. During this time, gather your Cubbies at a table in a small group setting and begin to focus on the lesson theme.

Starting Time and Lesson Time

Starting Time, a 10-minute club segment, is the official start to club. It transitions Cubbies from Coming In activities to the more settled Lesson Time. Lesson Time is a core club segment, lasting 15-20 minutes, during which Cubbies meet as a group and listen to a Bible lesson.

What is my role during Starting Time and Lesson Time?

1. Transition the children from Coming In to Lesson Time.
2. Sit with children.
3. Help children pay attention.
4. Participate with the children, including songs and motions.
5. Encourage children to respond.

Small Group Time

This is the segment when leaders meet with a small group of children to recite Scripture and discuss God's Word using their handbooks. This is the best opportunity for discipleship by getting to know the children, modeling Christlikeness, teaching biblical truths, praying together, and building community. We recommend a 2:10 leader to child ratio for small group. This means two leaders are assigned five

What's My Role in Cubbies?


children each, but meet in the same space. This allows them to back each other up when needed and is a good child protection measure.


During this segment Cubbies recite Scripture, complete an activity to reinforce the Bible lesson, and discuss the lesson with their leaders in small groups. This segment lasts about 15-30 minutes and should be directly after Lesson Time.


What is a leader's role during Small Group Time?

1. Pray and review the Bible lesson. You may use discussion questions suggested on the Handbook Leader Sheet.
2. Help children understand and memorize the verse.
3. Explain spiritual truths as you listen to children recite their verses. Ask what the verse means. Define unfamiliar words. Show the children where to find the verse in the Bible.
4. Keep records of each child's attendance and achievement. Awana record-keeping cards ensure that attendance is recorded and the date each section a child passes is recorded. It's very important to keep accurate records so that if a child loses their handbook, they can still get credit for the work they've completed.
5. Be an encourager! Praise good attendance, achievements, and behavior.

The Three-Hop Method helps preschoolers memorize Scripture:

HOP ONE  Repeat verses over and over as a group, and link them to things your Cubbies already know to help them build long-term memory.

HOP TWO  Recite verses individually several times.

HOP THREE  Reinforce how meanings of the verses relate to your Cubbies' lives by using sensory activities or experiences.

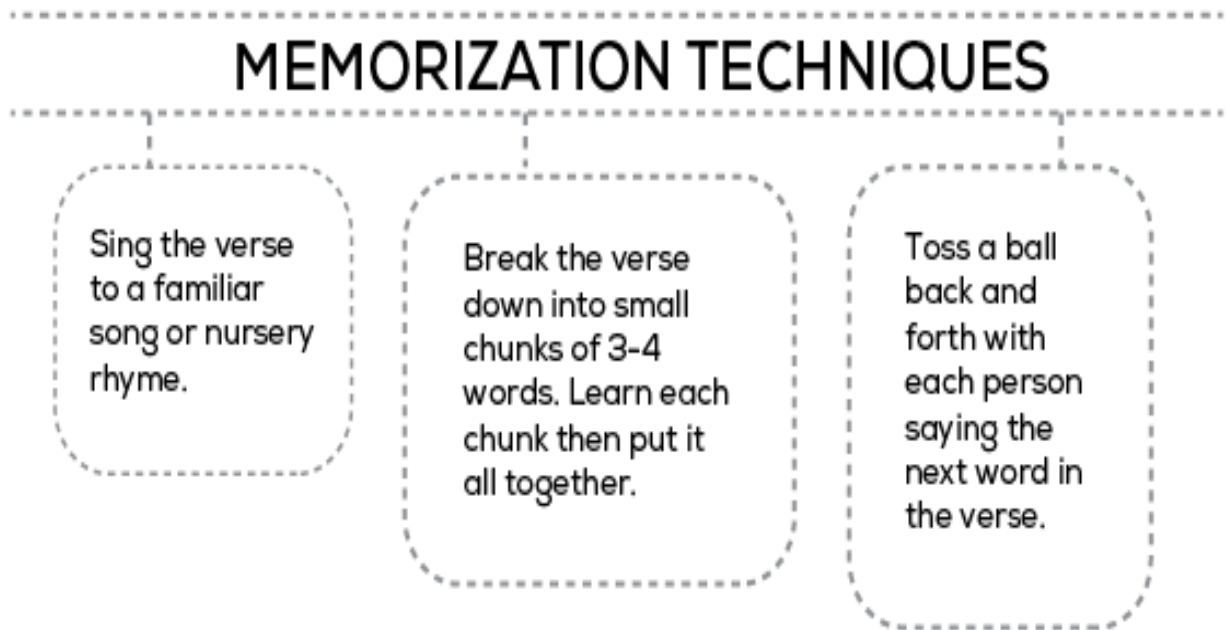
For instance, "Sam, this verse tells us that God created the heavens and the earth. Look outside the window. What do you see that God created? Let's pray and thank Him for these things."

Awana recommends the following standards for passing sections:

- Each Cubbie will need to say verses individually to receive credit.
- Allow two helps per section. A help is a few words or a gesture.

What's My Role in Cubbies?

- Encourage them to say the reference so they know where the verse came from in the Bible.
- All verses in a section are recited in one sitting.
- Complete sections in order as the books are designed this way including review verses that were introduced previously.



Play Time

This 15-20 minute segment of club is designed to allow Cubbies to do what comes naturally — play! Play Time is a time for non-competitive games that include all Cubbies in a large-group setting.

What is my role during Play Time?

- Have fun and build relationships with the kids.
- Reinforce the lesson theme by talking to kids about how games fit into the lesson.
- Listen carefully to game rules then organize your team to play.
- Maintain order and individual discipline.

Encourage participation.

What's My Role in Cubbies?

Growing As a Leader

The fact that you are reading this book indicates that you are a leader who is interested in doing your best to serve the children in your care. God will surely honor that! In their book, *The Secret*, Mark Miller and Ken Blanchard identify several practices of great leaders. One is that great leaders are constantly growing and learning, always seeking to improve.

In 2 Timothy 2:2, Paul writes to Timothy: ... *and what you have heard from me in the presence of many witnesses entrust to faithful men who will be able to teach others also* (ESV). The word *faithful* implies that the teacher is strong in his walk with Christ. The word *able* implies the teacher has the skill to teach others. Awana provides you with the tools, resources, and training to help you grow in Christlikeness and develop the ministry skills you need to serve the young people within your sphere of influence.

Trust and Obey

The Christian life is a journey and we all continue to grow under the guidance and teaching of the Holy Spirit. Trust and obedience are two of the key ingredients for our walk. Look up Psalm 20:7. In whom do we trust?

Are you feeling a bit overwhelmed with the responsibilities laid out in this role book so far? Look up Psalm 56:4 and Proverbs 3:5-6. What are some of the benefits of trust?

In 2 John 1:6 God calls us to walk according to His commandments.

As an Awana leader you will help set an example for the kids in your ministry. Deuteronomy 32:46-47 says: *"Take to heart all the words by which I am warning you today, that you may command them to your children, that they may be careful to do all the words of this law. For it is no empty word for you, but your very life, and by this word you shall live long in the land that you are going over the Jordan to possess"* (ESV).

Being in God's Word

While it's not required for Awana leaders to memorize Scripture along with the children, it's a spiritual discipline that reaps great rewards. And the children love it when they get an opportunity to listen to an adult recite verses. A great place to start is with the eight verses that make up the Gospel Wheel. Once these are memorized you will be prepared to share the gospel using Scripture anytime, anywhere.

Prayer

Staying in close contact with your heavenly Father is critical to a healthy, growing ministry. Pray for your club and for your children and their families. Pray also for your church and community — that many would come to hear the gospel and accept Jesus Christ as their Savior. What is your prayer for your spiritual growth and your role as a leader this year?