



AWANA CLUB



EXTREME CLUB MAKEOVER

- Is your club more than 7 years old?
- Is your attendance down?
- Are fewer kids completing their handbooks?
- Are fewer kids wearing their uniforms?
- Are the kids more unruly?
- Do your leaders dread going to club?
- Is it harder to find and keep leaders?
- Do leaders just go through the motions?
- Do your kids seem to be losing interest?
- Do kids not bring visitors anymore?
- Are their fewer spiritual decisions being made?
- Do you play the same games each week?
- Has it been a while since you had a contest or theme night?

Then maybe it is
time for an

***Extreme Club
Makeover!***



Start with a blueprint (a plan)

- Review the Standards of Excellence
- Evaluate your club
- Talk to your leaders, clubbers, and parents



Lay the foundation

- Pray for God's direction
- Set goals to help you accomplish His purpose
- Pray for your leaders and clubbers every day but especially on club nights.



Organization

- Plan your club year during the summer.
- Create a calendar with theme nights, special events, leader meetings
- Have your Large Group speakers planned out from the beginning (include guest speakers)



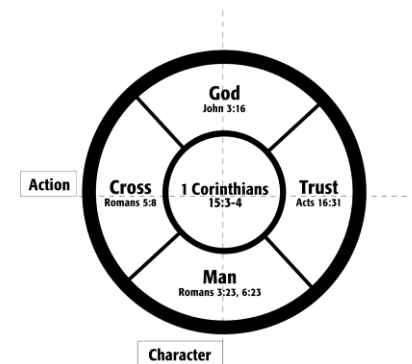
Organization, continued

- Plan your club night from start to finish including activities as clubbers are arriving
- Assign leaders specific job responsibilities throughout the club night
- Utilize part-time helpers and parents on special nights




Training

- Basic Training
 - Leaders should go through BT every 5 years
 - Ensure that all new leaders go through BT before club starts.
- Role Books, Pocket Guides
- The Gospel
 - Make certain that ALL leaders know the Gospel and how to present it
- Regional Conference



Appearance

- Create an exciting atmosphere with colorful signs, banners, display cases, & bulletin boards
- Uniforms
 - Make sure ALL staff are in uniform
 - Reward clubbers for wearing uniforms
 - Have periodic uniform inspections and reward teams being the most “uniformed”



Appeal

- Theme Nights
 - Plan special theme nights at least once or twice a month
 - Theme Night lists to get you started
 - Create your own theme nights (Get Creative!)
 - Ensure leaders participate in Theme Nights
 - Reward team or individual involvement

**MAKE
IT FUN !**



Appeal, continued

- Opening Celebration
 - Start the night on a fun and positive note...a sharp, disciplined Opening Ceremony teaches respect and sets the tone for the entire evening



- Games
 - Plan a variety of games each week
 - Never play the same games week after week
 - Use reference books for game ideas
 - Get leaders involved in games each week...kids love it!



Promotion

- Set up a club website
- Signs in front of church
- Put posters in various locations throughout your city, your church, your neighborhood
- Go door to door to get visitors
- Press releases
- Develop a club brochure
- Plan a Kick Off Event



Discipline

- Have a plan for dealing with issues
- Be certain that all leaders know the 5 count and the 3 count and execute them
- Explain discipline plan to the parents early in the year.
- Directors and Commander needs to be visible throughout club night



Motivation

- Contests – plan several throughout the year
- Plateaus – reward clubbers for completing a quarter or half of their handbooks
- Awards – make a big deal about awards, present on same night as they are earned




Motivation, continued

- Awana Store
- Recognize and reward leaders for setting a good example (on time, wearing uniforms, etc.)
- Plan quarterly leaders meetings—make them social functions, discuss challenges and solutions, teambuilding



Motivation

- Enthusiasm is contagious!
ALWAYS BE POSITIVE.
- Relational not mechanical
- Home visits and phone calls
- Send clubbers postcards, birthday cards, etc.
- Send home notes in their handbooks



Spiritual Development

- Leaders
 - Encourage leaders to pray for the clubbers
 - Set up a prayer team for leaders and clubbers
 - Set up prayer time before club begins each week
 - Encourage leaders to complete handbooks along with the clubbers.
 - TruthScripts



Spiritual Development

- Clubbers
 - Handbook Standards
 - Explain sections – ask clubbers about the verse to see if they really understand it.
 - Large Group Lessons – plan devotional series that speak to the spiritual needs of the kids
 - Remember to include worship songs in your Large Group Time.



Spiritual Development

- Families
 - Remember Awana is a great tool for ministering to families
 - Awana at Home resources
 - Remember to interact with parents
 - Encourage parental involvement in handbook completion



Summary

- 1) Evaluate current situation and develop plan
- 2) Lay the foundation with Prayer
- 3) Organize
- 4) Train all leaders
- 5) Look at your club's appearance
- 6) Make your club appealing to kids
- 7) Promote (Market) your club
- 8) Ensure that you maintain discipline
- 9) Motivate your clubbers and your leaders
- 10) Develop the spirituality of your clubbers, leaders, and parents
- 11) **ALWAYS HAVE FUN!!!!**

